



ECC81/12AT7

ECC81 is R.F. Double Triode



Quick reference data

- Anode current $I_a=10\text{mA}$
- Transconductance $S=5,5\text{mA/V}$
- Amplification $\mu=60$

Heating

Heating is indirect by AC or DC, with serial or parallel supply. Please note that, in case of serial supply, a current limiting device must be inserted in the heater circuit for limiting the current when switching on.

Heater voltage	V_f	6,3	12	(V)
Heater current	I_f	300	150	(mA)
pins		9-(4+5)	4-5	

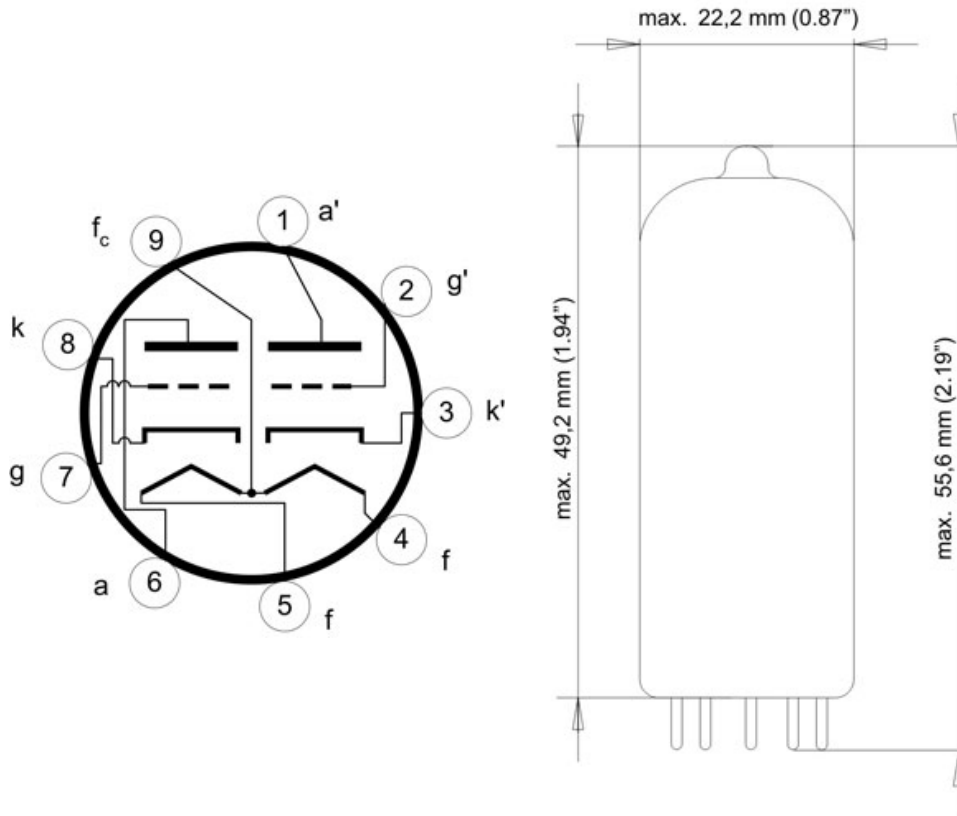
Telephone: +381 18 550 741
FAX: +381 18 550 806
Postal address: Bul. Sv. Cara Konstantina 80-86, 18000 Nis, Yugoslavia
Electronic mail: eirc@eierc.com
Web site: <http://www.eierc.com/rc/default.htm>



ECC81/12AT7

Dimensions and connections

Base: Noval



Typical characteristics and operating conditions

Anode voltage	V_a	100	170	200	250	(V)
Grid voltage	V_g	-1,0	-1,0	-1,0	-2,0	(V)
Anode current	I_a	3,0	8,5	11,5	10	(mA)
Transconductance	S	3,75	5,9	6,7	5,5	(mA/V)
Amplification	μ	62	66	70	60	
Internal resistance	R_i	16,5	11	10,5	11	(k Ω)

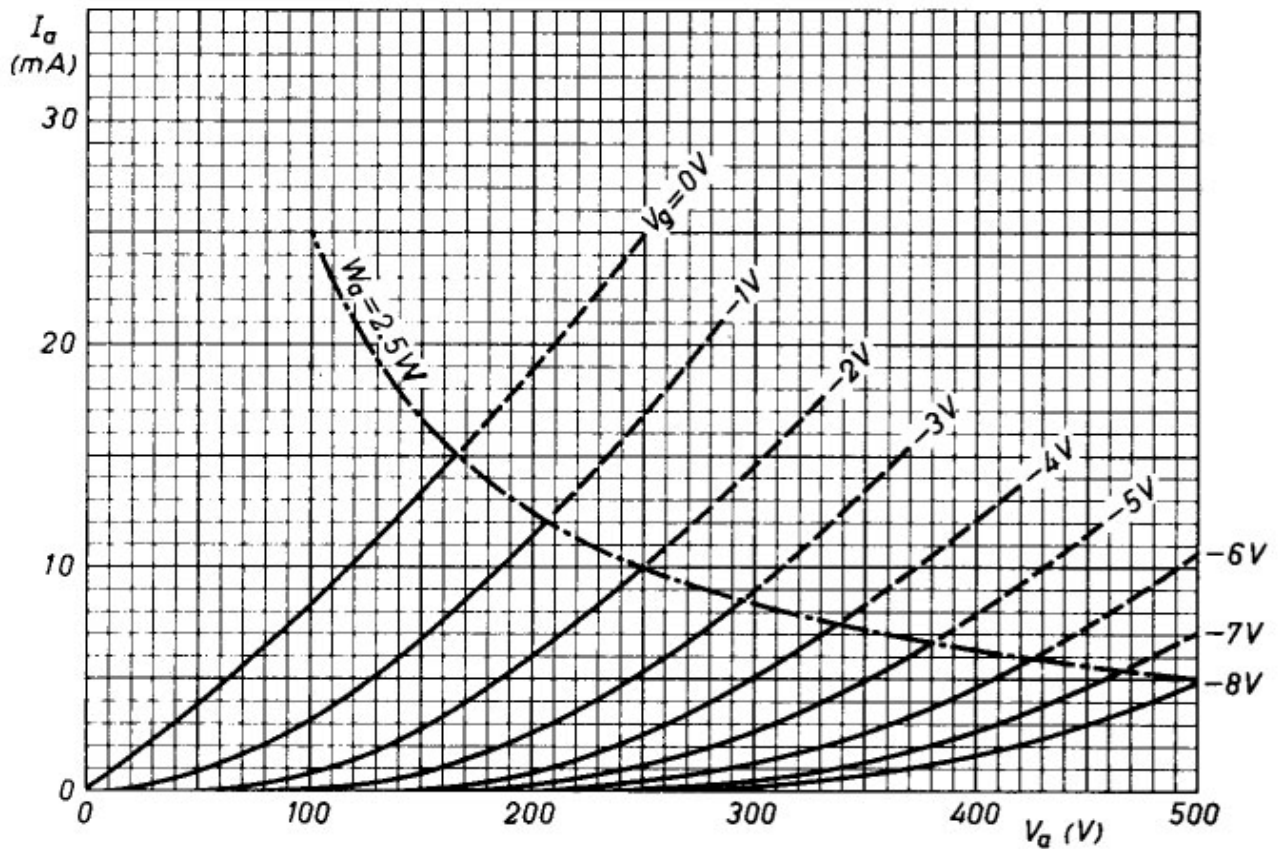
Telephone: +381 18 550 741
 FAX: +381 18 550 806
 Postal address: Bul. Sv. Cara Konstantina 80-86, 18000 Nis, Yugoslavia
 Electronic mail: eirc@eierc.com
 Web site: <http://www.eierc.com/rc/default.htm>



ECC81/12AT7

Limiting - maximal values (design center rating system)

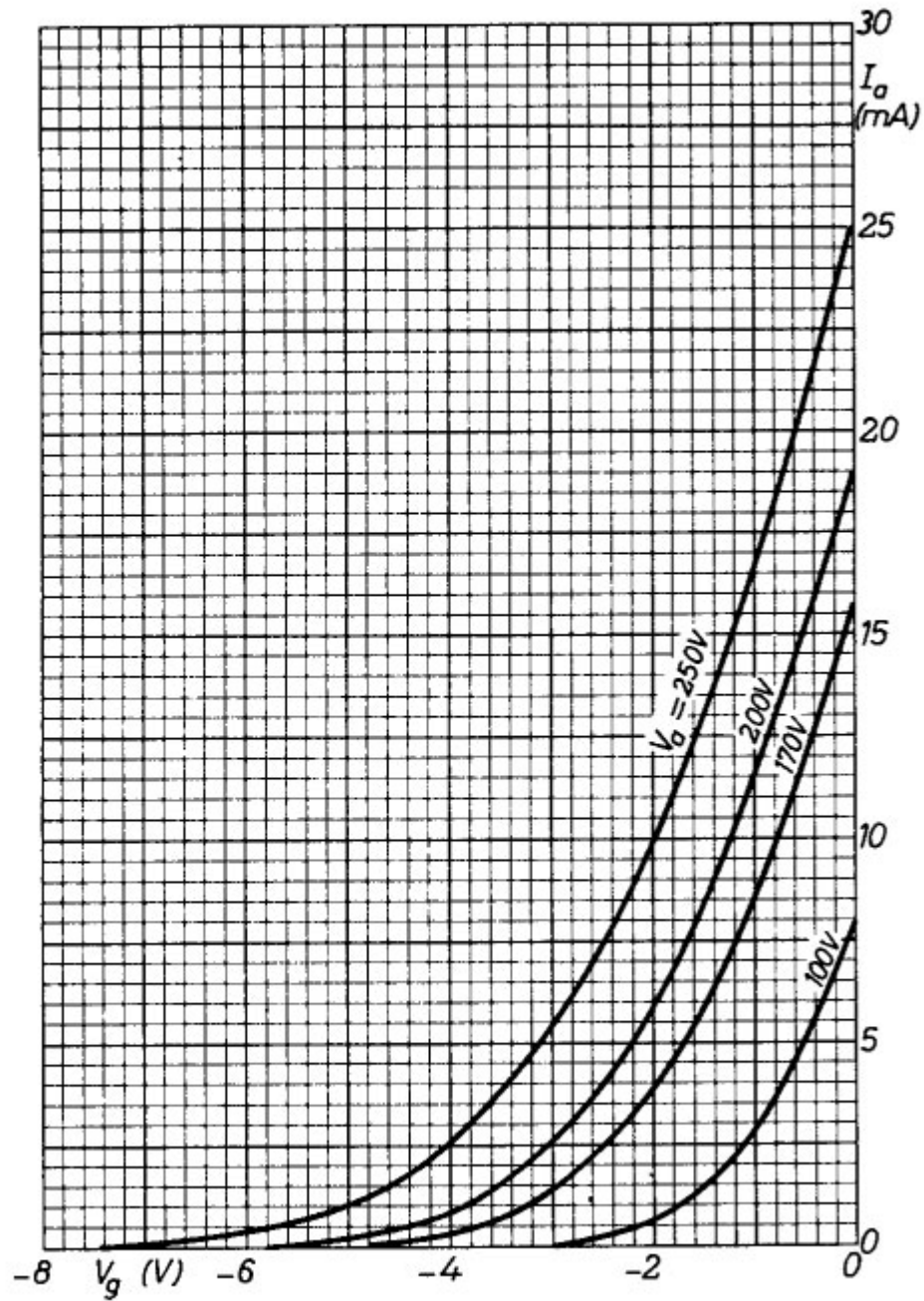
Anode voltage	V_{ao}	550	(V)
	V_a	300	
Anode dissipation	W_a	2,5	(W)
Cathode current	I_k	15	(mA)
Grid voltage	V_g	-50	(V)
Grid resistor (automatic bias)	R_g	1	(M Ω)
Cathode to heater voltage	V_{kf}	90	(V)



Telephone: +381 18 550 741
FAX: +381 18 550 806
Postal address: Bul. Sv. Cara Konstantina 80-86, 18000 Nis, Yugoslavia
Electronic mail: eirc@eierc.com
Web site: <http://www.eierc.com/rc/default.htm>



ECC81/12AT7



Telephone: +381 18 550 741
FAX: +381 18 550 806
Postal address: Bul. Sv. Cara Konstantina 80-86, 18000 Nis, Yugoslavia
Electronic mail: eirc@eierc.com
Web site: <http://www.eierc.com/rc/default.htm>